



TE's Raychem SCREENED T-CONNECTORS AND COUPLING CONNECTORS FOR INTERFACE F RSTF

1250A up to 72.5 kV

TE Connectivity (TE) combines over 60 years experience and engineering excellence to offer reliable and innovative switchgear connection systems. As part of this commitment, we have developed the RSTF: an outer cone Screened separable T-connector for 72.5 kV type F bushings.

TE's Raychem RSTF are engineered to meet the technical and business challenges of today's large offshore wind applications through a comprehensive product range:

- Base connectors and coupling connectors for single- and parallel cable connections
- Screened surge arresters for base and coupling connectors

Furthermore, TE provides an end-to-end customer support including on-site training, installer certification and customized products in order to ensure made-to-last installation quality.

RSTF PRODUCT FAMILY OVERVIEW

TE's Raychem Screened T-connectors for interface F RSTF up to 72.5 kV

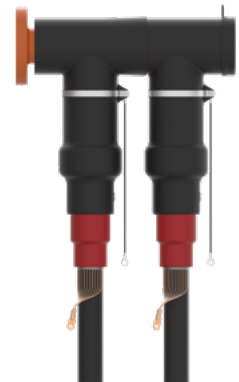
- Suitable for flexible tower cable and subsea array cables
- Compact design for cables with cross sections from 95 mm² to 1200 mm²
- Reduced installation time as no special tools are required
- High performance and longevity in harsh environments
- Meet EN 50673 standard
- Tested according to IEC 60840
- 100% routine tested
- End-to-end components traceability



TECHNICAL DATA FOR RSTF	
Conductor cross-section range	95 mm ² - 1200 mm ²
Maximum system voltage	72.5 kV
Continuous current rating	1250A
Lightning impulse withstand level	325 kV
Partial discharge at 1.5 U ₀	< 5 pC
Heating cycle voltage test (2 U ₀)	72 kV
AC voltage test (2.5 U ₀)	90 kV
Ø over cable insulation	28 mm - 70 mm

TE's Raychem Screened Coupling Connectors RSTF-CC up to 72.5 kV

- Designed to mate with the RSTF T-connector enabling inline- and parallel- connections
- Offering an effortless installation onto the t-connector due to patented design and installation procedure
- Featuring up to 1800A as combined continuous current rating for T-connector and coupling connector in parallel or inline connection



AN OPTIMIZED DESIGN FOR HIGH RELIABILITY

1. Screened Body

A thin-walled conductive outer screen that is permanently bonded to the insulating silicone rubber material of the T-body.

2. Inner screen

A conductive inner layer around the mechanical cable lug that works as a Faraday cage to prevent corona at rated voltage.

3. Mechanical lug

Mechanical lugs with shear bolts for connecting Class 2 and Class 5 aluminium and copper conductor cables.

4. Stress cone adapter

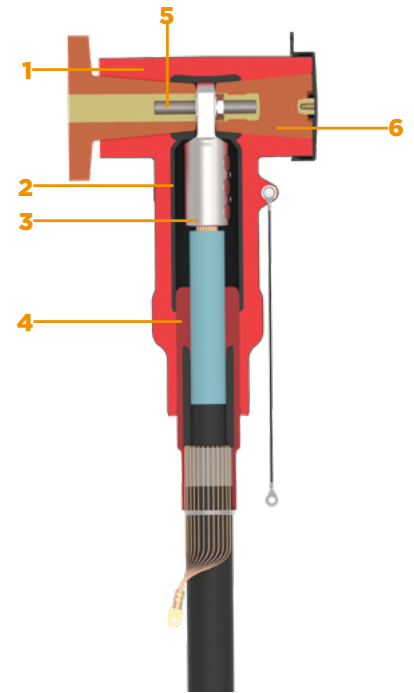
Relieves electrical stress around the cable's screen cut. The insulated section is extending beyond the cable's oversheath to provide sealing against water ingress.

5. Threaded pin

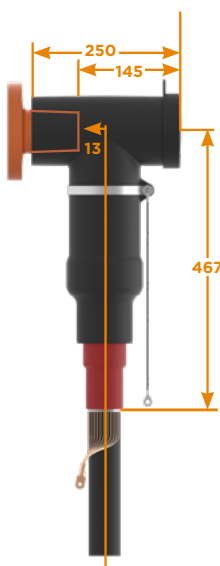
A threaded pin together with a special lock-washer ensure a sound electrical for providing low contact resistance and a reliable mechanical contact that is fit to handle the vibrations in offshore wind turbines.

6. Rear plug with test point

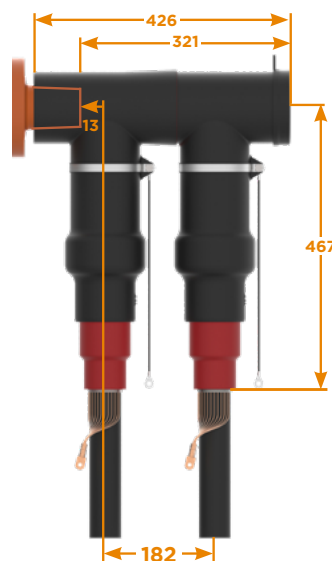
Removable rear plug with capacitive test point that enables to check for presence of voltage.



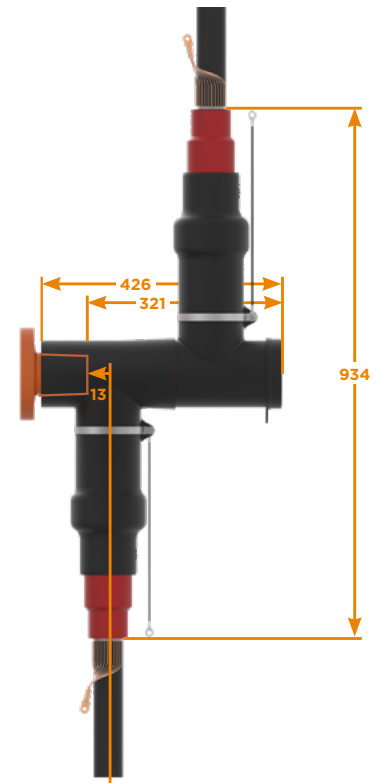
OFFERING A VARIETY OF APPLICATIONS



Single connection



Parallel connection



Inline connection

TE Connectivity Ltd. is a \$13 billion global technology and manufacturing leader creating a safer, sustainable, productive, and connected future. For more than 75 years, our connectivity and sensor solutions, proven in the harshest environments, have enabled advancements in transportation, industrial applications, medical technology, energy, data communications, and the home. With 78,000 employees, including more than 7,000 engineers, working alongside customers in nearly 150 countries, TE ensures that EVERY CONNECTION COUNTS. Learn more at www.te.com

Generation

- Conventional Power
- Nuclear Power
- Wind/Solar
- Hydro-electric

Transmission & Distribution

- Substation
- Underground
- Overhead
- Street Lighting

Industry

- Mining
- Petrochemical
- Railway
- Shipbuilding

WHEREVER ELECTRICITY FLOWS, YOU'LL FIND TE CONNECTIVITY



te.com/energy

FOR MORE INFORMATION:

TE Technical Support Centers

AMERICAS

- USA/Canada: +1 (800) 327-6996
- Mexico: +52 0-55-1106-0800
- Brazil: +55 11-2103-6023
- South America: +57 1-319-8962

ASIA-PACIFIC

- Australia: +61 29-554-2695
- New Zealand: +64 9-634-4580
- China: +86 (0) 400-820-6015

EUROPE-MIDDLE EAST-AFRICA

- France: +33 (0) 38-058-3200
- Germany/Switzerland: +49 (0) 89-608-9903
- UK: +44 08708-707-500
- Spain/Portugal: +34 912-681-885
- Italy: +39 335-834-3453
- Benelux: +32 16-508-695
- Russia: +7 495-790 790 2-200
- Poland/Baltics: +48 224-576-753
- Czech Republic: +42 (0) 272-011-105
- Sweden/Norway: +46 850 725 000
- Middle East: +971 4-211-7020

te.com/energy

© 2018 TE Connectivity. All Rights Reserved. EPP-3195-10/18

Raychem, TE Connectivity and the TE connectivity (logo) are trademarks of the TE Connectivity Ltd. family of companies. Other logos, product and Company names mentioned herein may be trademarks of their respective owners. While TE has made every reasonable effort to ensure the accuracy of the information in this brochure, TE does not guarantee that it is error-free, nor does TE make any other representation, warranty or guarantee that the information is accurate, correct, reliable or current. TE reserves the right to make any adjustments to the information contained herein at any time without notice. TE expressly disclaims all implied warranties regarding the information contained herein, including, but not limited to, any implied warranties of merchantability or fitness for a particular purpose. The dimensions in this brochure are for reference purposes only and are subject to change without notice. Specifications are subject to change without notice. Consult TE for the latest dimensions and design specifications.

